

# Utilising Securitised Credit within your Asset Allocation

July 2024

Marketing Communication. For Professionals Clients only.

## Synopsis

- ◆ Securitised Credit has been the best performing asset class within fixed income over the past two years; 2024 is likely to continue in a positive manner
- ◆ The asset classes' floating rate nature can provide a cushion against duration volatility
- ◆ The sector also has a low correlation to traditional asset classes, providing diversification benefits that cannot be ignored from an asset allocation perspective
- ◆ Over the longer term, Securitised Credit has had a lower correlation, superior performance and lower volatility compared to traditional fixed income
- ◆ Regulations and oversight have changed significantly since 2008 and concerns over the whole asset class seem unfounded
- ◆ Given the above points, institutional investors continue to allocate to this asset class; making it a key consideration for multi-asset allocators

## Authors



**Andrew Jackson**

Head of Portfolio Management,  
Securitised Credit



**Paul Mitchell**

Senior Investment Specialist,  
Global, Securitised  
& Sterling Fixed Income



**Jai Lakhani**

Investment Specialist,  
Global, Securitised  
& Sterling Fixed Income

## Introduction

Adding Securitised Credit to a client’s asset allocation can have noteworthy benefits. These include:

- 1. Diversification:** Securitised Credit is predominantly floating rate and does not have duration. The sector therefore moves differently to other asset classes during economic cycles and offers an alternative source of risk-adjusted returns
- 2. Yield enhancement:** Being floating rate, the coupons of securities increase as interest rates increase, paying more than traditional fixed income
- 3. Credit exposure:** The asset class is specifically a credit offering. Therefore, investors are able to obtain exposure to the relevant level of risk that suits their risk/return targets within the spectrum of credit securities. There is also the potential for spread compression as an additional layer of returns.

Some investors may exhibit caution when considering an allocation to the asset class, with memories of 2008 in the background. However, we believe that the Securitised Credit market as a whole has been unfairly profiled and only a small and very specific part of the market was the focal point.

Furthermore, areas such as CLOs, CMBS and Prime RMBS which remained resilient during this historic and tumultuous market period, could actually diversify and sharpen the credit profile of a multi-asset portfolio as losses are favourably comparable to corporate bonds.

## Diversification benefits

When we look at historical correlations, what is clear from the below illustration is that Securitised Credit has a low correlation to all sub asset classes of traditional fixed income when looking at global indices. But this is also visible in regional correlations.

This makes sense given the fact it has a unique return, volatility and duration profile. For a multi-asset allocator, this makes it hard to ignore from the lens of diversification.

Correlation to traditional fixed income is low

Security	HSBC Global Securitised Credit	Global Corporate Index	Global High Yield Index	EM External Debt Sovereign Index	Global Government Index
HSBC Global Securitised Credit	1.00				
Global Corporate 1-5 Year Index	-0.09	1.00			
Global High Yield 1-5 Year Index	0.07	0.47	1.00		
EM External Debt Sovereign 1-5 Year Index	0.09	0.62	0.67	1.00	
Global Government 1-5 Year Index	0.09	0.99	0.40	0.56	1.00

Source: Bloomberg, HSBC Asset Management Performance datas for the HSBC Global Investment Grade Securitised Credit fund, ICE BofA Global Corporate Index, ICE BofA Global High Yield Index, ICE BofA EM External Debt Sovereign Index and ICE BofA Global Government Index are for the period May 2019 to May 2024 on a monthly basis.

Diversification does not ensure a profit or protect against loss.

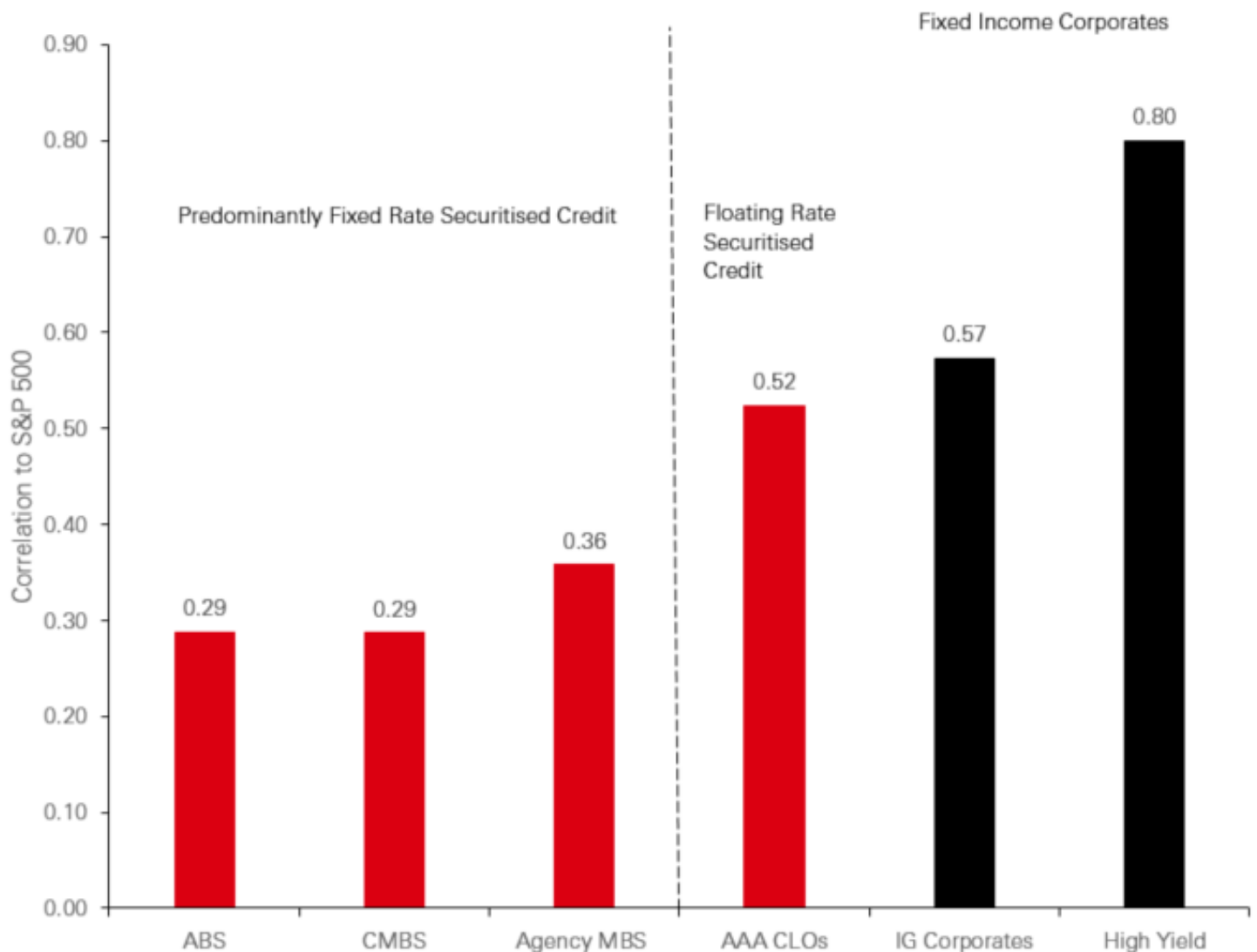
## Moving on from the 60/40 portfolio

Traditional fixed income has historically been viewed as a diversifier to equities and has had a low/negative correlation with equities. We are all well versed with the “60–40” portfolio.

However, the lower for longer interest rate environment, the subsequent “Great Fixed Income Reset” and now a potential higher for longer scenario has forced investors to reconsider their asset allocations. The correlation between equities and fixed income has indeed increased in recent times.

Not only does Securities Credit have a low correlation to fixed income (highlighted above), it also has a lower correlation to US equities than corporate bonds making it a key consideration for multi-asset investors.

**Securitized Credit sectors have a significantly lower correlation to U.S. equities than corporate bonds**



Source: Bloomberg, HSBC Asset Management

Note: Monthly correlations for the 10-year period ended 31 May 2024. Indices used to represent asset classes: ABS (Bloomberg U.S. Agg ABS Index), CMBS (Bloomberg U.S. CMBS Investment Grade Index), Agency MBS (Bloomberg Mortgage Backed Securities Index), AAA CLOs (J.P. Morgan CLO AAA Index. These underlying assets are leveraged loans to companies), IG corporates (Bloomberg U.S. Corporate Investment Grade Index), High yield (Bloomberg U.S. Corporate High Yield Index)

Any views expressed were held at the time of preparation and are subject to change without notice.

## Why does diversification matter?

We show on the previous page that Securitised Credit has a noticeably different return profile from traditional fixed income and equities. Not only has this meant the asset class has low correlations because of the lack of duration, it is also the main driver of risk-adjusted returns.

Of course, higher interest rates (leading to higher income levels) and resilient economic growth (lower spreads as a result of improving credit fundamentals) is the most accommodative environment for the asset class. It allows investors to benefit from income and capital appreciation.

However, one might be intrigued to know this has not just been through a higher interest rate environment. Securitised Credit has not only had higher returns than fixed income corporates over the longer term, it also has had a lower volatility and thus higher Sharpe ratios over the past 14 years. Investment Grade Securitised Credit has had an annualised return of 4.2% versus the Bloomberg Barclays Global Corporate Index returning 3.4% over the same period. What's more is the volatility of Investment Grade Securitised Credit is much lower than its corporate fixed income cousins at 3.2% vs 5.3% respectively.

The asset class benefits from a complexity premium as it an over-the-counter (OTC) hand traded market that requires deep credit research resources to unlock value.

There is also an illiquidity premium as the asset class is slightly less liquid than its corporate cousins across the rating stack. Although, this is less pronounced at the higher rated securities than the lower rated ones.

As a result of this, even during periods where interest rates are low and coupons are lower, spreads will likely remain above that of fixed income, making an allocation to high quality Securitised Credit an interesting option for investors.

### Securitised Credit track record of returns

	Investment Grade		Flexible		High Yield	
	HSBC Global Investment Grade Securitised Credit Composite	Bloomberg Barclays Global Aggregate Corporate Index	HSBC Global Securitised Credit Composite	Bloomberg Barclays US Corporates Baa Index	HSBC Global High Yield Securitised Credit Composite	Bloomberg Barclays Global High Yield Index
Annualised Return	4.2%	3.4%	6.6%	3.9%	6.9%	6.1%
Volatility	3.2%	5.3%	6.1%	6.8%	6.8%	7.6%
Sharpe Ratio	0.9	0.4	0.9	0.4	0.8	0.6
Correlation <sup>1</sup>	0.46		0.52		0.61	
Duration <sup>2</sup>	0.6 year	6.1 years	0.5 year	6.8 years	0.4 year	4.1 years

Source: Bloomberg, GIPS, HSBC Asset Management, as of 30 April 2024

Diversification does not ensure a profit or protect against loss.

The level of yield is not guaranteed and may rise or fall in the future.

Any views expressed were held at the time of preparation and are subject to change without notice.

## Duration protection still matters

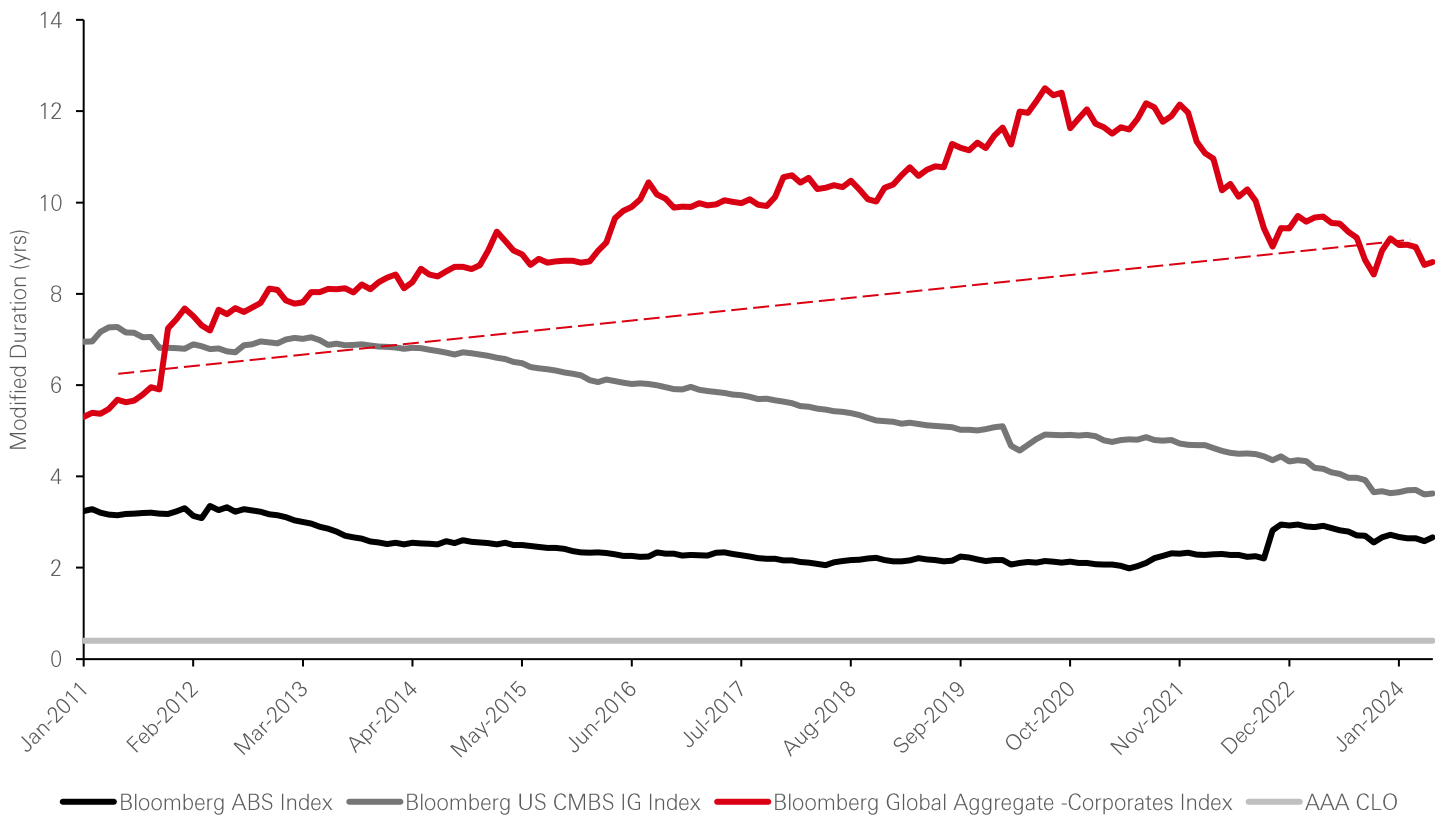
Securitized Credit has and will likely continue to benefit from the current macroeconomic environment. High interest rates has meant the asset class is generating high levels of income.

Many now believe that the direction for interest rates from here is lower. Although we don't necessarily disagree with this point, the final destination is unlikely to be zero. Interest rates are more likely to move to a more neutral rate. As Securitized Credit made money when interest rates were zero, it is all the more likely the asset class will make money at more neutral levels.

Looking at the past 20 years, the Global Aggregate's duration profile has increased significantly which would have been a positive for returns in the lower for longer environment. Going forward, as we move between favourable data points and inflation overshoots, too much duration exposure can prove costly.

Adding an asset class that has no duration exposure, delivers attractive income and provides diversification benefits seems an opportune time for investors.

### The importance of hedging duration



Source: Bloomberg, HSBC Asset Management

Any views expressed were held at the time of preparation and are subject to change without notice.

## So, interest rates are going down but where will they end up?

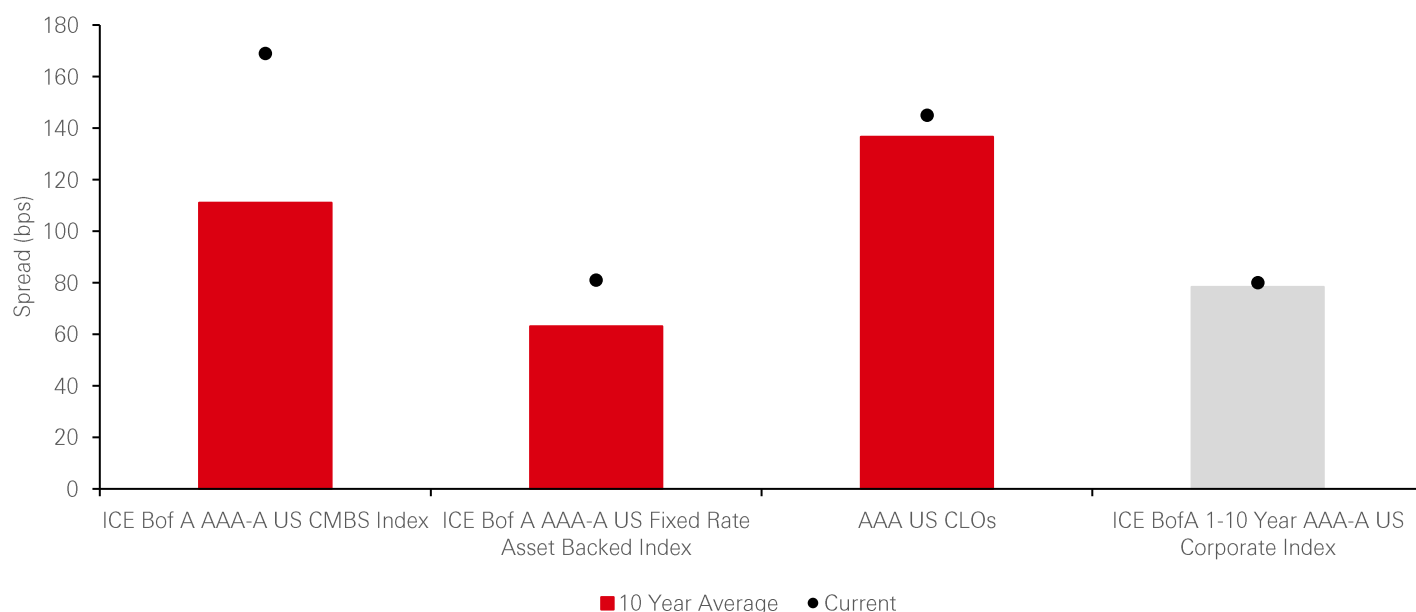
We believe that the destination for rates will be towards their neutral rate. Currently, this is estimated at 3.5%–4.0% for the US. At these levels, income would still be high within Securitised Credit.

Interestingly, the additional layer of capital appreciation could boost returns further, with lower interest rates reducing the strain for borrowers and resulting in credit spread compression.

In fact, spread compression is more likely in Securitised Credit than corporates. Spreads in the sector are at historical wides as illustrated in the chart below as a result of market shocks such as COVID-19, the LDI crisis in 2022 and ongoing geopolitical tensions.

The same cannot be said for corporates which are at spread tights and one would likely expect the difference in spreads to narrow over time. One can argue from an asset allocation perspective that high quality Securitised Credit is more attractive than high quality corporate bonds at this point in the cycle, given the potential for spread tightening within the asset class.

### Securitized Credit spreads are at historical wides



Source: Bloomberg, HSBC Asset Management as of 31 May 2024

Any views expressed were held at the time of preparation and are subject to change without notice.

## The elephant in the room

When some investors hear “Securitized or Structured Credit”, 2008 GFC flashbacks are never far away. However, from a default perspective, most Securitized sectors remained relatively robust to defaults (outside of the initial risk-off credit market shock).

The epicentre of the crisis revolved around areas such as Subprime Mortgages and securities backed by mortgages to poor quality borrowers (US Non-Conforming RMBS) and highly levered securities backed by mortgages to these sub-prime borrowers (Collateralised Debt Obligations (CDOs)). This also included the infamous no income no job application (NINJA) loans that experienced significant losses during this challenging period. Yet the whole sector has been unfairly tarnished due to these isolated market segments.

Data from Fitch shown in the table below, demonstrates how resilient the Securitized Credit sector as a whole was. It also highlights that it may be possible to control risk by focusing on specific areas of Securitized Credit, whilst avoiding others.

Arguably, the loss data in these areas rivals that of traditional fixed income defaults during the same period. The table below shows that sub-prime RMBS lost 7.4% in total and the highly levered CDOs lost 54.5%.

However, other sectors such as Prime RMBS, CLOs, CMBS, ABS and student loans were more resilient as the defaults ranged from 0.1%–5.4%, which is more than comparable to other asset classes.

### Global Securitized Credit Losses: 2000–2018 Issuance

	Prime RMBS		Non-conforming RMBS		Leverage Loan CLO		CDO	
	US	EMEA	US	EMEA	US	EMEA	US	EMEA
Expected future loss	0.4%	0.1%	1.4%	0.5%	0.1%	0.0%	31.7%	1.1%
Loss realised to date	2.1%	0.0%	6.0%	0.0%	0.1%	0.1%	22.8%	7.9%
<b>TOTAL</b>	<b>2.5%</b>	<b>0.1%</b>	<b>7.4%</b>	<b>0.5%</b>	<b>0.1%</b>	<b>0.1%</b>	<b>54.5%</b>	<b>8.9%</b>

	CMBS		Commercial ABS		Student Loan ABS	
	US	EMEA	US	EMEA	US	EMEA
Expected future loss	0.9%	0.3%	2.6%	0.1%	0.7%	-
Loss realised to date	2.5%	2.9%	0.5%	0.0%	0.0%	-
<b>TOTAL</b>	<b>3.4%</b>	<b>3.2%</b>	<b>3.2%</b>	<b>0.1%</b>	<b>0.7%</b>	<b>-</b>

Sources: Fitch Ratings, Global Securitized Finance Losses: 2000 – 2018 Issuance, Special Report US Jul 2019; Special Report EMEA May 2019. Simulations are based on Back Testing assuming that the optimisation models and rules in place today are applied to historical data. As with any mathematical model that calculates results from inputs, results may vary significantly according to the values inputted. Prospective investors should understand the assumptions and evaluate whether they are appropriate for their purposes. Some relevant events or conditions may not have been considered in the assumptions. Actual events or conditions may differ materially from assumptions. Past performance is not a reliable indication of future returns.

Any views expressed were held at the time of preparation and are subject to change without notice.



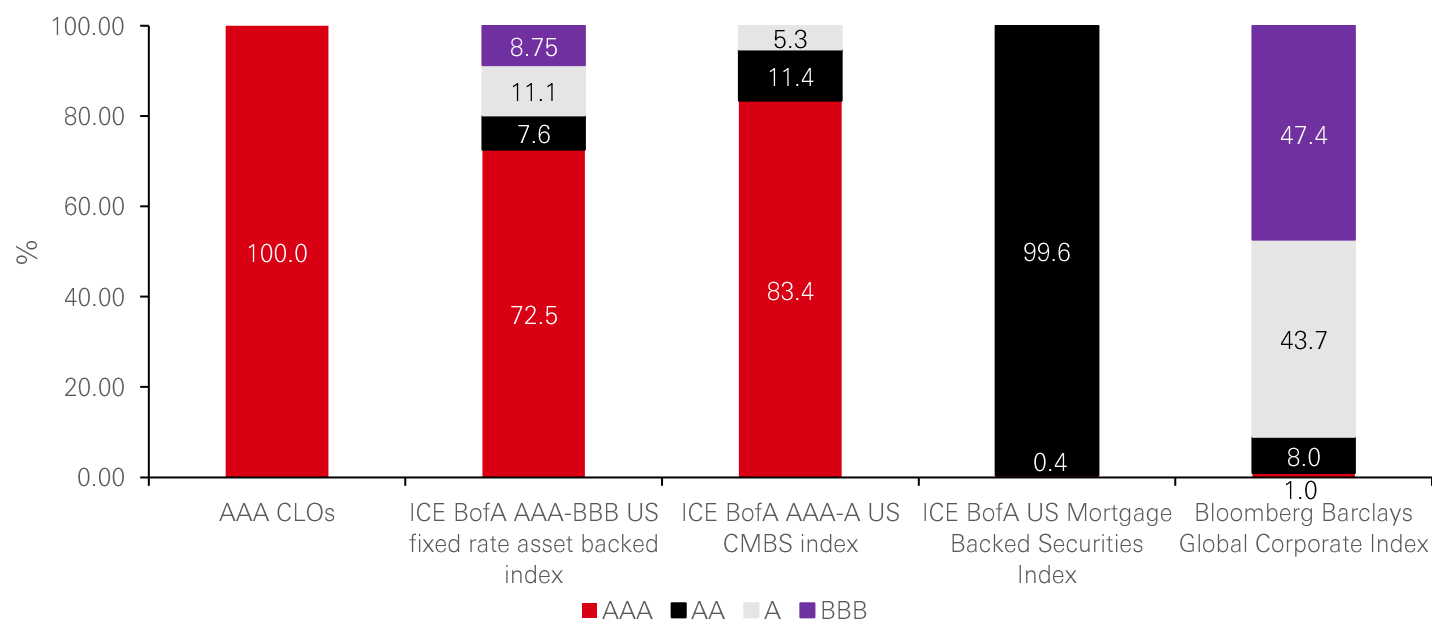
What's more is that since then, a lot of lessons have been learnt by both investors and regulators alike and there have been significant improvements over the last 16 years to the Securitisation market:

- 1. Risk retention:** One of the reasons for the poor quality of collateral in pre-crisis sub-prime RMBS was that many lenders adopted an "originate to distribute" model whereby loans were made with the intention to sell into Securitised Credit. The lenders therefore had no incentive to monitor the quality of the loans. EU regulation now requires sellers to maintain a 5% or more stake in all new issue Securitised Credit. Such rules that encourage 'skin in the game' align interests between the issuer and purchaser of the securities.
- 2. Ratings agencies:** One of the key areas of focus from the crisis was the role played by rating agencies. New regulations have been introduced to require multiple ratings, rotation of rating agencies for more complex deals and extra disclosure with an aim of encouraging new rating agencies to emerge. Transparency of rating methodologies has been improved and almost all rating methodologies for Securitised Credit have been updated.
- 3. Due diligence:** There have also been changes to mortgage borrowing and who can qualify to obtain mortgages. Stringent stress tests are applied to individuals in order to prevent defaults even under unfavourable economic circumstances. Furthermore, gone are the days of excessively high loan-to-value (LTV) mortgages and mortgages cannot exceed specific multiples of a borrowers' loan-to-income (LTI).

This has resulted in simpler structures and increased subordination required to support a given rating. Issuers/sponsors will also be required to disclose substantially more information in relation to new transactions regarding cash flows, deal structure and quality of the collateral, which will better help investors to evaluate the risks of deals.

Given these structural changes with the Securitised Credit market, investors should reconsider an allocation. When we look at the credit quality of Securitised Credit, it could actually enhance a portfolio due to the return dynamics and the low correlations to traditional assets. Somewhat ironically, Securitised Credit indices currently are comprised with higher rated securities than the corporate universe which leans heavily into BBB.

Fixed income and Securitised Credit sectors broken down by credit rating



Source: Bloomberg, HSBC Asset Management as of 31 May 2024

Any views expressed were held at the time of preparation and are subject to change without notice.



## The demand is there

Another key consideration for institutional investors is the return, regulatory and operational benefits that a Securitised Credit allocation can provide.

- ◆ For insurance companies and subject to the underlying applied regulatory environment, it offers higher returns than traditional fixed income across all credit ratings with similar credit charges.
- ◆ For pension funds and in particular LDI strategies, Securitised Credit can provide balance to their collateral waterfall, and it can provide liquidity when it is so desperately needed. The LDI crisis of September 2022 proved this where pension schemes had to sell their most liquid assets to meet urgent collateral calls. The Securitised market provided liquidity to those that needed it and to others a great secondary market opportunity. Other pension schemes have previously allocated to illiquid private debt, with the trend now being a reversal into more liquid Securitised Credit.
- ◆ Multi-Asset allocators like the low correlation and diversification benefits.
- ◆ Private Banks and Family Offices like the income generation.
- ◆ Corporate Treasurers, looking for an alternative to cash, have been allocating to Securitised Credit within their strategic cash bucket.

Given this, it should come as no surprise that this clientele has and will most likely continue to allocate to the sector.

## Conclusion

Fundamentally, Securitised Credit offers investors with a compelling income, a hedge from duration volatility and the potential for further returns through spread compression. For a strategic asset allocator, the unique return profile, low correlations to traditional asset classes and superior Sharpe Ratios make it an important consideration. There is a misunderstanding on what areas of Securitised Credit actually caused the GFC and the sector has significantly evolved since then. From a risk standpoint, one could reasonably suggest the asset class is much more resilient than at first glance. Institutions are increasingly looking through the noise and acquitting and allocating to the asset class; something we believe will boost risk-adjusted returns in the new higher for longer paradigm.

Any views expressed were held at the time of preparation and are subject to change without notice.

## Important information

**For Professional Clients and Intermediaries within countries and territories set out below; and for Institutional Investors and financial advisors in the US. This document should not be distributed to or relied upon by Retail clients/investors.**

The value of investments and the income from them can go down as well as up and investors may not get back the amount originally invested. The performance figures contained in this document relate to past performance, which should not be seen as an indication of future returns. Future returns will depend, inter alia, on market conditions, investment manager's skill, risk level and fees. Where overseas investments are held the rate of currency exchange may cause the value of such investments to go down as well as up. Investments in emerging markets are by their nature higher risk and potentially more volatile than those inherent in some established markets. Economies in Emerging Markets generally are heavily dependent upon international trade and, accordingly, have been and may continue to be affected adversely by trade barriers, exchange controls, managed adjustments in relative currency values and other protectionist measures imposed or negotiated by the countries and territories with which they trade. These economies also have been and may continue to be affected adversely by economic conditions in the countries and territories in which they trade.

The contents of this document may not be reproduced or further distributed to any person or entity, whether in whole or in part, for any purpose. All non-authorized reproduction or use of this document will be the responsibility of the user and may lead to legal proceedings. The material contained in this document is for general information purposes only and does not constitute advice or a recommendation to buy or sell investments. Some of the statements contained in this document may be considered forward looking statements which provide current expectations or forecasts of future events. Such forward looking statements are not guarantees of future performance or events and involve risks and uncertainties. Actual results may differ materially from those described in such forward-looking statements as a result of various factors. We do not undertake any obligation to update the forward-looking statements contained herein, or to update the reasons why actual results could differ from those projected in the forward-looking statements. This document has no contractual value and is not by any means intended as a solicitation, nor a recommendation for the purchase or sale of any financial instrument in any jurisdiction in which such an offer is not lawful. The views and opinions expressed herein are those of HSBC Asset Management at the time of preparation and are subject to change at any time. These views may not necessarily indicate current portfolios' composition. Individual portfolios managed by HSBC Asset Management primarily reflect individual clients' objectives, risk preferences, time horizon, and market liquidity. Foreign and emerging markets. Investments in foreign markets involve risks such as currency rate fluctuations, potential differences in accounting and taxation policies, as well as possible political, economic, and market risks. These risks are heightened for investments in emerging markets which are also subject to greater illiquidity and volatility than developed foreign markets. This commentary is for information purposes only. It is a marketing communication and does not constitute investment advice or a recommendation to any reader of this content to buy or sell investments nor should it be regarded as investment research. It is not sufficient to make an investment decision. It has not been prepared in accordance with legal requirements designed to promote the independence of investment research and is not subject to any prohibition on dealing ahead of its dissemination. This document is not contractually binding nor are we required to provide this to you by any legislative provision.

All data from HSBC Asset Management unless otherwise specified. Any third-party information has been obtained from sources we believe to be reliable, but which we have not independently verified.

HSBC Asset Management is the brand name for the asset management business of HSBC Group, which includes the investment activities that may be provided through our local regulated entities. HSBC Asset Management is a group of companies in many countries and territories throughout the world that are engaged in investment advisory and fund management activities, which are ultimately owned by HSBC Holdings Plc. (HSBC Group). The above communication is distributed by the following entities:

- ◆ In Argentina by HSBC Global Asset Management Argentina S.A., Sociedad Gerente de Fondos Comunes de Inversión, Agente de administración de productos de inversión colectiva de FCI N° 1;

- ◆ In Australia, this document is issued by HSBC Bank Australia Limited ABN 48 006 434 162, AFSL 232595, for HSBC Global Asset Management (Hong Kong) Limited ARBN 132 834 149 and HSBC Global Asset Management (UK) Limited ARBN 633 929 718. This document is for institutional investors only and is not available for distribution to retail clients (as defined under the Corporations Act). HSBC Global Asset Management (Hong Kong) Limited and HSBC Global Asset Management (UK) Limited are exempt from the requirement to hold an Australian financial services license under the Corporations Act in respect of the financial services they provide. HSBC Global Asset Management (Hong Kong) Limited is regulated by the Securities and Futures Commission of Hong Kong under the Hong Kong laws, which differ from Australian laws. HSBC Global Asset Management (UK) Limited is regulated by the Financial Conduct Authority of the United Kingdom and, for the avoidance of doubt, includes the Financial Services Authority of the United Kingdom as it was previously known before 1 April 2013, under the laws of the United Kingdom, which differ from Australian laws;
- ◆ in Bermuda by HSBC Global Asset Management (Bermuda) Limited, of 37 Front Street, Hamilton, Bermuda which is licensed to conduct investment business by the Bermuda Monetary Authority;
- ◆ in Chile: Operations by HSBC's headquarters or other offices of this bank located abroad are not subject to Chilean inspections or regulations and are not covered by warranty of the Chilean state. Further information may be obtained about the state guarantee to deposits at your bank or on [www.sbif.cl](http://www.sbif.cl);
- ◆ in Colombia: HSBC Bank USA NA has an authorized representative by the Superintendencia Financiera de Colombia (SFC) whereby its activities conform to the General Legal Financial System. SFC has not reviewed the information provided to the investor. This document is for the exclusive use of institutional investors in Colombia and is not for public distribution;
- ◆ in Finland, Norway, Denmark and Sweden by HSBC Global Asset Management (France), a Portfolio Management Company authorised by the French regulatory authority AMF (no. GP99026) and through the Stockholm branch of HSBC Global Asset Management (France), regulated by the Swedish Financial Supervisory Authority (Finansinspektionen);
- ◆ in France, Belgium, Netherlands, Luxembourg, Portugal, Greece by HSBC Global Asset Management (France), a Portfolio Management Company authorised by the French regulatory authority AMF (no. GP99026);
- ◆ in Germany by HSBC Global Asset Management (Deutschland) GmbH which is regulated by BaFin (German clients) respective by the Austrian Financial Market Supervision FMA (Austrian clients);
- ◆ in Hong Kong by HSBC Global Asset Management (Hong Kong) Limited, which is regulated by the Securities and Futures Commission. This video/content has not been reviewed by the Securities and Futures Commission;
- ◆ in India by HSBC Asset Management (India) Pvt Ltd. which is regulated by the Securities and Exchange Board of India;
- ◆ in Italy and Spain by HSBC Global Asset Management (France), a Portfolio Management Company authorised by the French regulatory authority AMF (no. GP99026) and through the Italian and Spanish branches of HSBC Global Asset Management (France), regulated respectively by Banca d'Italia and Commissione Nazionale per le Società e la Borsa (Consob) in Italy, and the Comisión Nacional del Mercado de Valores (CNMV) in Spain;
- ◆ in Malta by HSBC Global Asset Management (Malta) Limited which is regulated and licensed to conduct Investment Services by the Malta Financial Services Authority under the Investment Services Act;
- ◆ in Mexico by HSBC Global Asset Management (Mexico), SA de CV, Sociedad Operadora de Fondos de Inversión, Grupo Financiero HSBC which is regulated by Comisión Nacional Bancaria y de Valores;

- ◆ in the United Arab Emirates, Qatar, Bahrain & Kuwait by HSBC Global Asset Management MENA, a unit within HSBC Bank Middle East Limited, U.A.E Branch, PO Box 66 Dubai, UAE, regulated by the Central Bank of the U.A.E. and the Securities and Commodities Authority in the UAE under SCA license number 602004 for the purpose of this promotion and lead regulated by the Dubai Financial Services Authority. HSBC Bank Middle East Limited is a member of the HSBC Group and HSBC Global Asset Management MENA are marketing the relevant product only in a sub-distributing capacity on a principal-to-principal basis. HSBC Global Asset Management MENA may not be licensed under the laws of the recipient's country of residence and therefore may not be subject to supervision of the local regulator in the recipient's country of residence. One of more of the products and services of the manufacturer may not have been approved by or registered with the local regulator and the assets may be booked outside of the recipient's country of residence.
- ◆ in Peru: HSBC Bank USA NA has an authorized representative by the Superintendencia de Banca y Seguros in Perú whereby its activities conform to the General Legal Financial System - Law No. 26702. Funds have not been registered before the Superintendencia del Mercado de Valores (SMV) and are being placed by means of a private offer. SMV has not reviewed the information provided to the investor. This document is for the exclusive use of institutional investors in Perú and is not for public distribution;
- ◆ in Singapore by HSBC Global Asset Management (Singapore) Limited, which is regulated by the Monetary Authority of Singapore. The content in the document/video has not been reviewed by the Monetary Authority of Singapore;
- ◆ in Switzerland by HSBC Global Asset Management (Switzerland) AG. This document is intended for professional investor use only. For opting in and opting out according to FinSA, please refer to our website; if you wish to change your client categorization, please inform us. HSBC Global Asset Management (Switzerland) AG having its registered office at Gartenstrasse 26, PO Box, CH-8002 Zurich has a licence as an asset manager of collective investment schemes and as a representative of foreign collective investment schemes. Disputes regarding legal claims between the Client and HSBC Global Asset Management (Switzerland) AG can be settled by an ombudsman in mediation proceedings. HSBC Global Asset Management (Switzerland) AG is affiliated to the ombudsman FINOS having its registered address at Talstrasse 20, 8001 Zurich. There are general risks associated with financial instruments, please refer to the Swiss Banking Association ("SBA") Brochure "Risks Involved in Trading in Financial Instruments";
- ◆ in Taiwan by HSBC Global Asset Management (Taiwan) Limited which is regulated by the Financial Supervisory Commission R.O.C. (Taiwan);
- ◆ in the UK by HSBC Global Asset Management (UK) Limited, which is authorised and regulated by the Financial Conduct Authority;
- ◆ and in the US by HSBC Global Asset Management (USA) Inc. which is an investment adviser registered with the US Securities and Exchange Commission.
- ◆ in Uruguay, operations by HSBC's headquarters or other offices of this bank located abroad are not subject to Uruguayan inspections or regulations and are not covered by warranty of the Uruguayan state. Further information may be obtained about the state guarantee to deposits at your bank or on [www.bcu.gub.uy](http://www.bcu.gub.uy).

**NOT FDIC INSURED ◆ NO BANK GUARANTEE ◆ MAY LOSE VALUE**

Copyright © HSBC Global Asset Management Limited 2024. All rights reserved. No part of this publication may be reproduced, stored in a retrieval system, or transmitted, on any form or by any means, electronic, mechanical, photocopying, recording, or otherwise, without the prior written permission of HSBC Global Asset Management Limited.

Content ID: D021111\_V1.0; Expiry Date: 07.01.2025